



University of New Haven

**DIVISION OF  
STUDENT AFFAIRS  
IMPACT STATEMENT  
2016-2017**

*Success Starts Here*







# TO THE CAMPUS COMMUNITY

## Contents

- Student Affairs ..... 4
- Dean of Students Office ..... 5
- Competency Learning Experience ..... 6
- Project CEO ..... 7
- Accessibility Resources Center ..... 8
- Counseling and Psychological Services ..... 9
- Career Development Center ..... 10
- Myatt Center for Diversity and Inclusion ..... 11
- Campus Recreation ..... 12
- Health Services ..... 14
- Residential Life ..... 16
- Center for Student Engagement, Leadership, and Orientation ..... 18
- International Services Office ..... 20
- Graduate Student Services ..... 22

**DEAR MEMBERS OF THE UNIVERSITY OF NEW HAVEN COMMUNITY:**

I am pleased to share the 2016-17 Student Affairs Impact Statement, our first compilation of the Division's accomplishments in support of our mission to engage students in developing skills and competencies through diverse experiential learning opportunities.

Our goal in sharing this publication with you is to demonstrate the many ways we impact student learning and success, our dedication to assessment and continuous improvement, and our collaborations with University colleagues to enhance the student experience.

Highlights of the year include:

1. Continued refinement of the Competency Learning Experience (CLE) for students which focuses on the development of communication, leadership, teamwork, global and cultural awareness, critical thinking, and resilience skills
2. The opening of the Myatt Center for Diversity and Inclusion, and an important community resource for programs and education focusing on diversity and inclusion, civil discourse, and the celebration of the many cultures represented at the University

3. The Career Development Center's recognition by *The Princeton Review* as one of the top 20 programs in the country
4. Continued work to educate the campus community on issues of sexual misconduct and risk management
5. Support of student mental health through Counseling and Psychological Services' outreach with programs such as Dogs in the Halls and Let's Talk

It is my hope that this Impact Statement will further your understanding of the important role Student Affairs plays in student learning, advocacy, service, and support at the University of New Haven.

Sincerely,

Rebecca D. Johnson  
Vice President for Student Affairs and Dean of Students



**Mission Statement:**  
The Mission of the Division of Student Affairs at the University of New Haven is to engage students in developing skills and competencies through diverse experiential learning opportunities.



# STUDENT AFFAIRS



# DEAN OF STUDENTS OFFICE



The mission of the Division of Student Affairs is to engage students in developing skills and competencies through diverse educational learning opportunities. Driving that mission is a set of learning goals that guide the programs and services for each department within the division. Individual departments assess the effectiveness in reaching the desired learning outcomes on an annual basis.

## Student Affairs Learning Goals

1. **Students will be able to identify, demonstrate, and articulate the following practical competencies:**
  - A. **Leadership:** The ability to motivate, understand, and organize yourself and others towards a common goal
  - B. **Communication:** The ability to convey and receive information through the appropriate usage of verbal and non-verbal means
  - C. **Global & Cultural Awareness:** The ability to recognize your personal values, respect those of others, and to utilize this knowledge in everyday interactions
  - D. **Critical Thinking:** The ability to gather, analyze, and evaluate information, with an awareness of bias, for the purpose of learning, solving problems, and making decisions
  - E. **Teamwork:** The ability to work collaboratively and efficiently with others to accomplish a goal
  - F. **Resilience:** The ability to cope with or overcome challenges and apply the lessons learned to future endeavors
2. **Students will be able to understand, demonstrate, and articulate individual positive contributions to the campus, local, and global communities through:**
  - A. **Service to others:** Voluntary work intended to help people in need
  - B. **Campus Governance:** The process for making decisions and plans that impact life in the community
  - C. **Respectful Civil Discourse:** Interactions with the intent to enhance understanding
  - D. **Engagement** with University organizations, programs, and services
3. **Students will be able to understand, demonstrate, and articulate individual integrity in their academic and personal pursuits.**

## Highlights and Accomplishments

2016-2017 was a transitional year for the Dean of Students Office. There were new additions to the staff, changes in the reporting structure, and reconfiguring of office responsibilities after an internal promotion. The Dean of Students Office has several notable accomplishments, including providing quality support for students, adjudicating a total of **746 incidents/1290 individual student conduct cases**, holding **12 Academic Integrity hearings, 26 Student Conduct Board hearings**, investigating **30 sexual misconduct reports**, and triaging **95 red flag cases** (between December-May). Additionally, we received a **three-year, \$45,000 grant** to address underage and high-risk drinking. The office continued to expand its sexual misconduct educational offerings and collaborated with an outside client to maximize impact and promotion of culture change on campus. The office conducted three campus-wide assessments in diversity and inclusion, sexual misconduct, and the impact of co-curricular participation in competency development.

## By the Numbers

Alcohol Policy cases	<b>461</b>
Behavioral Intervention Team cases	<b>53</b>
Substance Use Policy cases	<b>84</b>
Think About it course completion rate – UG	<b>98.9%</b>
Sexual Misconduct Programs	<b>83</b>
Title IX cases	<b>4 formal, 26 informal</b>

# 1,290

# of student conduct cases

# 8

President's Public Service Fellows

# 31

Alternative Spring Break Participants

# 170

Allingtown Cleanup Participants

## The Year Ahead

- Goal 1:** Establish a strategic communication plan and implement programs and initiatives to better meet parents' and family members' needs throughout the Division of Student Affairs
- Goal 2:** Develop comprehensive presentations for intimate partner violence and stalking on a college campus
- Goal 3:** Develop additional resources for LGBTQ populations related to sexual violence
- Goal 4:** Develop co-curricular mapping of student engagement opportunities at the University





## Assessment on Learning Outside of the Classroom

The purpose of this study is to determine to what extent students believe they are gaining the **10** skills identified as most desirable by employers in new college graduates by the National Association of Colleges and Employers. The study further investigated whether students believe they are gaining these skills from their involvement in co-curricular activities, from their classes (other than internships and practica), from internships/practica, from student employment on campus, or from employment off campus. This survey was administered at the University of New Haven in the spring 2017 semester. Results indicate that students feel that out of classroom activities add value to their education, and out of classroom activities are often the second largest source of skill acquisition for students.

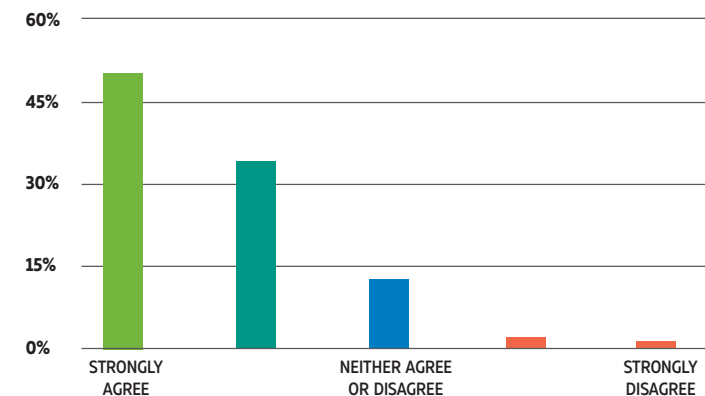
**The Competency Learning Experience Initiative** is an innovative, pedagogically based initiative that engages and develops students in six targeted competencies. Through a structured set of experiences, students build and reflect on the knowledge, skills, and abilities that lead to personal and professional success.

### Current CLE Cohorts include:

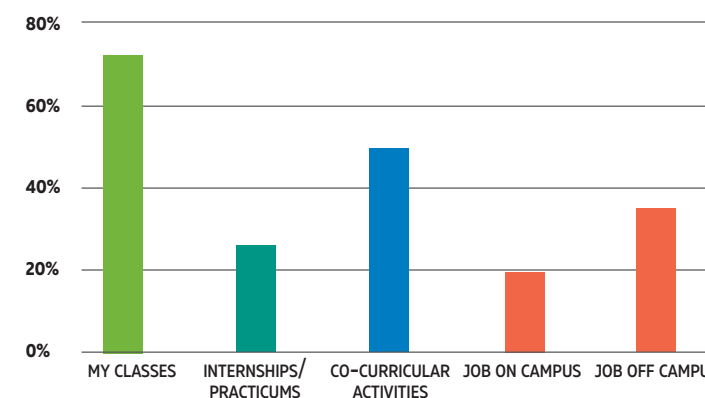
- ChargerRec Staff
- Diversity Peer Educators
- D.R.E.A.M. Team Leaders
- Graduate Student Council Executive Board
- International Peer Mentors
- Orientation Leaders
- Peer Career Advisors
- Presidents Public Service Fellows
- Senior Resident Assistants
- Student Conduct Board Members
- Students Participating in FLEX and BUILD Leadership Programs
- Wellness Peer Educators



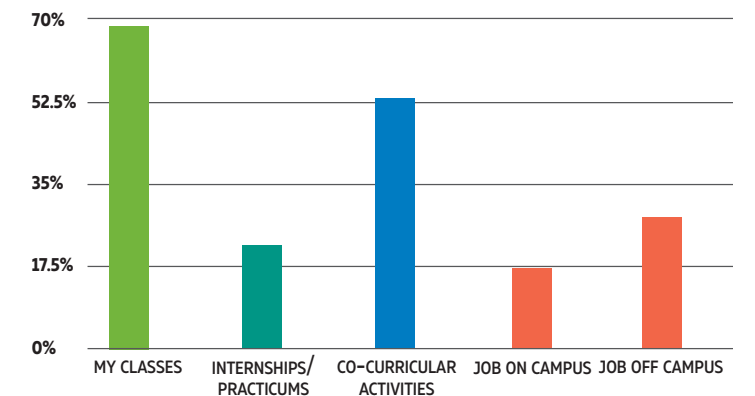
### Do you feel that out of classroom activities add value to your education and marketability to employers?



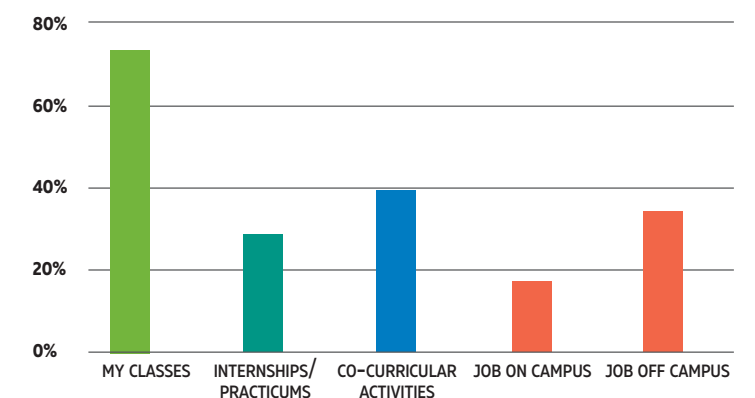
### What experiences at this institution have helped you most to develop the ability to communicate verbally? Check all.



### What experiences at this institution have helped you most to develop the skill of working in teams? Check all.



### What experiences at this institution have helped you most to develop the ability to solve problems? Check all.







# ACCESSIBILITY RESOURCES CENTER



# COUNSELING AND PSYCHOLOGICAL SERVICES

## Highlights and Accomplishments

### Educational Programming

- Successfully planned and implemented D.R.E.A.M. Orientation Program – a two-day orientation program to facilitate the understanding of new students with disabilities regarding changes in services from high school to college; to initiate a positive relationship between students and the Accessibility Resources Center (ARC) staff; to make students aware that they are not the only students with disabilities on campus; to introduce them to services outside of ARC; and to introduce new students to their peers
- Planned and executed the Disable the Label Program for the campus community, through which over **200** community members were introduced to programs and services, both on campus and in the local area, to help break down stereotypes around disabilities and encourage dialogue and learning in a fun and interactive manner
- Offered the Pathways to Success One-Credit Transition Course, which focused on the development of social skills, presentation skills, and academic skills

### Satisfaction with the Notetaker Program

A customer service survey was conducted this year:

- **92.3%** of respondents felt that the notes provided captured the material and were usable.
- **69%** of respondents agreed that the notes were provided 24-48 hours after the class had met.
- **91%** of respondents agreed that the notetakers were considerate and appropriate.

## By the Numbers

	<b>24 Access Text/ 25 Books Scanned</b>
Number of Electronic Textbooks Requested	
Number of Smart Pens Requested	<b>34</b>
Number of Student Participants in D.R.E.A.M. Program	<b>33</b>
Number of New Students in Pathways Course	<b>20</b>
Number of Proctored Exams Offered	<b>1,533</b>
Number of Notetaker Requests Processed	<b>141</b>
Number of Registered Students on Dean's List	<b>126</b>

## The Year Ahead

**Goal 1:** Work with students to develop a recognized student organization for students on the autism spectrum

**Goal 2:** Conduct an autism spectrum-only section of the Pathways class to support the transition of students on the autism spectrum

## Highlights and Accomplishments

### Services and Education

- Provided students with free access to professional mental health services, including individual psychotherapy, crisis intervention, substance abuse counseling, family sessions, clinical consultations, and couples therapy
- Collaborated with Health Services to administer depression and anxiety screenings to students presenting to Health Services
- Partnered with the Rape Crisis Center of Milford to respond to the needs of sexual assault survivors
- Developed new ARC (Approach, Respect, Connect) training program for all Residential Life staff members playing a helping role
- Maintained the Dogs in the Hall Program as a stress prevention program for the campus community
- Introduced novel outreach programming to reduce stress and promote our services throughout the year. Calming Bottles and Warm Fuzzies were especially popular among students and staff.
- Mentored undergraduate and graduate students in the design, implementation, and presentation of psychological research

### New Programs

- Introduced a new consultation model to provide students maximum freedom and informed consent in choosing counseling services, resulting in a substantial increase in students presenting for treatment
- Launched our cutting-edge Let's Talk program, allowing students to meet anonymously with a counselor for a 15-minute consultation outside of therapy
- Introduced our new Counseling Corner podcast through WNHU
- In partnership with the Dean of Students office and the Graduate Psychology Department, developed novel group-based Substance Abuse intervention program producing significant improvement in motivation for change among participants

- Partnered with the Myatt Center for Diversity and Inclusion and the Diversity and Inclusion Committee to develop psychoeducational diversity and training modules

## By the Numbers

- **578 students** were treated in individual psychotherapy for a total number of **2439** attended appointments (703 students were scheduled for 3389 total appointments)
- Offered **1454** depression, anxiety, and insomnia screenings for students
- Facilitated **25** two-part BASICS (Brief Alcohol Screening and Intervention for College Students) group interventions
- Students reported a **93% overall satisfaction rate** with the Counseling and Psychological Services Office
- **83% of clients** reported that they felt counseling helped them to be a better student
- **80% of clients** reported that they felt counseling helped them stay in school
- **98% of clients** reported that the services offered by the Counseling and Psychological Services Office are valued and necessary

## The Year Ahead

**Goal 1:** Build up the Let's Talk and Counseling Corner programs to market Counseling and Psychological Services and promote self-care across campus

**Goal 2:** Launch branding/marketing campaign to present a friendlier and more accessible view of the counseling center to students

**Goal 3:** Develop alternative modes of services that meet the needs of students for whom a history of counseling is problematic

**Goal 4:** Expand educational programs (Let's Talk Anxiety) to assist students in developing techniques to reduce stress and improve quality of life



# CAREER DEVELOPMENT CENTER



## Highlights and Accomplishments

### Student Support

- Peer Career Advisors provided support, training, presentations, and one-to-one coaching to fellow students on a variety of topics, including resume writing, cover letter creation, interview coaching, job searching, internship searching, and career fair preparation
- The Career Development Center (CDC) **increased overall student engagement by 7%** over the previous year

### Employer Relations and On-Campus Recruiting

- The CDC managed central outreach and development of employer and alumni relations for all academic programs
- Opportunities through the CDC included: employer mock interviews, on-campus internship and career recruitment, workshops on personal branding, and job interview coaching

## By the Numbers

Office Appointments	<b>888</b>
Total Workshops Held	<b>165</b>
Total Workshop Attendance	<b>2,162</b>
Career Fairs	<b>6</b>
Total Career Fair Attendance	<b>1,779</b>
Virtual Career Center Page Views	<b>74,337</b>
Charger Career Link Page Views	<b>319,125</b>
Resume and Cover Letter Reviews	<b>3,642</b>
Mock Interviews Held	<b>429</b>

### Career Outcomes Rate

- The accumulated total percentage of graduates who are employed full time, employed part time, continuing education, in active military service, or engaged in a post graduate volunteer service opportunity
- Undergraduate Class of 2015 Career Outcomes Rate: **92.69%**
- Graduate Class of 2015 Career Outcomes Rate: **87.02%**

## The Year Ahead

- Goal 1:** Build the Employer Relations Department to provide support and additional activity towards building employer partnerships across all academic programs and colleges
- Goal 2:** CDC will begin process of current practice review and innovative brainstorming to coincide with new strategic plan to redesign the career center for the next 10 years, focusing on student engagement and outcomes
- Goal 3:** Develop a Career Pop-Up Shop model that physically brings career development out of the CDC and into various spaces across campus, to increase visibility and engagement
- Goal 4:** Develop a Young Alumni Network to cultivate recent graduates for engagement on campus with current students for the purpose of career education and connection to opportunities

## EMPLOYERS BROUGHT TO CAMPUS

**261**  
Total Number of  
Employers Brought  
to Campus



# MYATT CENTER FOR DIVERSITY AND INCLUSION

The Myatt Center for Diversity and Inclusion (MCDI) celebrated its opening on November 14, 2016. Named after the Myatt Family, the Center emphasizes student learning through programs and opportunities that develop resilient student leaders by teaching students teamwork within a diverse community. The University of New Haven believes that the presence of a diverse student population at the University helps make the University truly a microcosm of today's world and, as such, a place to discover one's own identity and to experience a tolerant, respectful, and inclusive community.

## Highlights and Accomplishments

- Intercultural Relations moved to Gerber Hall and became the Myatt Center for Diversity and Inclusion
- Development of University of No Hate – Knowledge and Awareness Program
- Developed yearlong cultural celebration calendar

### MCDI CELEBRATION CALENDAR

<b>September/October</b> Hispanic Heritage Month	<b>March</b> Women's History Month
<b>October</b> Diwali	<b>March/April</b> Holocaust Remembrance
<b>November</b> Native American Heritage Month	<b>April</b> Identity Week
<b>December</b> Holiday Fest	<b>Black &amp; Latino Alumni Week</b> International Festival
<b>January</b> Martin Luther King Jr. Day	<b>Disable the Label</b>
<b>February</b> Lunar New Year Black History Month	<b>May/June</b> Pride Month
	<b>June</b> Ramadan

## By the Numbers

- Safe Zone Ally Program: **34 new allies** in 2016-2017, now **totaling 120 allies** campus wide
- University of No Hate: Knowledge and Awareness – **54 faculty/staff, 30 students trained**
- 85 total** Diversity and Inclusion events offered in 2016-2017

## The Year Ahead

- Goal 1:** Revamp the Diversity Peer Educator program  
For the 2017-2018 academic year, 13 students will serve as Diversity Peer Educators  
The new Diversity Peer Educators will then work as a team to offer diversity programming in the first-year residence halls and throughout campus
- Goal 2:** Establish a Black and Latino Male program focusing on retention and development  
The Director of the Myatt Center for Diversity and Inclusion, with the help of several faculty members, is currently working to develop a Black and Latino Male initiative using the CUNY Program as a model. Considering that Black and Latino males are consistently at the bottom of the rung in terms of the University's retention numbers, and nationally, we'll develop a program that we hope can begin mending the problem
- Goal 3:** Complete the University of No Hate Workshop 2 and begin the process of developing Workshop 3





## CAMPUS RECREATION

### Highlights and Accomplishments

- Addition of new programs/services, including: massage, CPR/AED/First Aid Classes, hiking trips, and Wellness Wednesdays
- Revised GroupX format which now changes on a monthly basis
- Improved Club Sports services and equipment provided by our Athletic Trainer
- The professional staff served on **15+** campus initiatives and committees
- The Beckerman Recreation Center served as host to **75+** events throughout the year
- Beckerman Recreation Center upgrades:
  - The Personal Training Suite was renovated to accommodate Massage Therapy and Athletic Training
  - New floors were installed in the Men's Locker Room
  - New fitness equipment for the Fitness Center includes: multi-adjustable benches, a multi-jungle cable cross unit, and three elliptical cross-trainers (with personal viewing screens and access to Netflix and Hulu)

### By the Numbers

**134,081 Total Visits to Beckerman Recreation Center**

**144**

Student Employees with ChargerREC

**1,272**

Unique Participants in RECSports

**906**

Unique Group X Participants

**6,056**

Unique Visitors to Beckerman Recreation Center

### ChargerREC




**Club Sports**  
11 club sports  
436 active members



**Intramural Leagues**  
50+ RECSports Activities



**Fitness & Wellness**  
25-30 GroupX classes offered per week



### The Year Ahead

- Goal 1:** Increase the overall number of teams and participants as well as the resources for Club Sports
- Goal 2:** Increase the overall diversity of recreation programs
- Goal 3:** Enhance facility spaces within the Beckerman Recreation Center
- Goal 4:** Enhance the marketing of programs and services to students



# HEALTH SERVICES



## Highlights and Accomplishments

### Medical Care

- Collaborative working relationships with Yale New Haven Hospital and the St. Raphael Campus of Yale New Haven Hospital, as well as several primary care clinics, to provide quality medical care and support to students
- Weekly Women's Clinic supported by the Yale School of Nursing
- Coordination of services between area walk-in clinics, consulting physicians, Quest Laboratory, Yale Radiology, and Diagnostic Radiology to provide service to students
- Continued care of students, not only with immediate physical care, but also long-term care and planning, enabling students to continue their studies and be successful beyond graduation

### Educational Collaborations

- Organization and implementation of a yearly campus-wide Health and Wellness Fair featuring both campus and local resources for students, faculty, and staff
- Partnership with Rape Crisis Center of Milford to provide walk-in hours for students
- Partnership with registered dietician to provide sessions with students to discuss healthy eating

## By the Numbers

### 2017 Satisfaction Survey:

**69%**

Students reporting positive experience at Health Services



**52%**

Students reporting that Health Services is primary/usual source of care while at the University

**6,776**

Total Student Contacts

## Student Contacts

**440**

Seen by MD

**1,564**

APRN

**232**

Women's Clinic

**190**

Sports Screening

**1,454**

Depression Screen

**400**

Seasonal Flu Clinic

**3,950**

Insurance\*

**8,929**

Student Follow-ups\*\*

## The Year Ahead

- Goal 1:** Provide high-quality, culturally sensitive health care to University of New Haven students
- Goal 2:** Continue current wellness programs and develop new student-focused outreach initiatives
- Goal 3:** Maintain best practices through staff continuing education
- Goal 4:** Continue discussions with Facilities/Director of Space Management/Dean of Students regarding the completion of Phase II renovations
- Goal 5:** Conversion to EMR (electronic medical records)



\*Insurance: Calls in/out HS, insurance authorization, collecting insurance info, distributing emergency insurance cards and insurance referrals. \*\*Follow-up sick calls: i.e., illness, injury, accidents, lab results, referrals, and general information.



# RESIDENTIAL LIFE



# welcome HOME



## Highlights and Accomplishments

- The Charger Channel was reintroduced as a web-based movie channel for residents
- The Resident Assistant selection process was moved online, making it easier for all applicants
- **106** students were selected to live in Gender Neutral Housing
- The Break Housing Application process was moved online to make for a more streamlined process for both students and staff
- As of spring 2017, students can self-report all work orders for their living spaces on campus, making a more timely and efficient process for users

## By the Numbers

### Programming:

**644**

Programs Sponsored by the Office of Residential Life



**21,016**

Total Number of Participants in Programming

## Leadership Recruitment

Students Who Applied to be a Resident Assistant	<b>65</b>
Applicants Hired to be a Resident Assistant (63 positions)	<b>26 (new applicants) and 30 (re-hired applicants)</b>
Students Who Applied to be a Senior Resident Assistant	<b>12</b>
Applicants Hired to be a Senior Resident Assistant (7 positions)	<b>5 (new applicants) and 2 (re-hired applicants)</b>
Students Who Applied to be an Academic Peer Mentor (6 positions)	<b>24</b>
Applicants hired to be an Academic Peer Mentor	<b>4 (new applicants) and 2 (re-hired applicants)</b>

## Living Learning Communities

Total Number of First-Year Students in an LLC	<b>430 for fall/406 for spring</b>
Number of Programs Sponsored by the LLCs	<b>123</b>
Number of LLC Participants in Programming	<b>1,663</b>

## The Year Ahead

- Goal 1:** With the addition of online processes, audit the Housing Director, Adirondack Solutions', capabilities and system to further refine our delivery of services to students
- Goal 2:** Create a comprehensive space data base for the residence halls
- Goal 3:** Reevaluate the Office of Residential Life Programming Model to ensure that purposeful events are being offered
- Goal 4:** Increase faculty engagement within the LLCs







# CENTER FOR STUDENT ENGAGEMENT, LEADERSHIP, AND ORIENTATION

## Highlights and Accomplishments

The former Office of Student Activities was restructured and renamed the Center for Student Engagement, Leadership, and Orientation (CSELO) in 2016. The office onboarded three new full-time professional staff members while minimizing transitional impacts to students. The office implemented the Competency Learning Experience Program Model (CLEPM), which will engage all **144** Recognized Student Organizations (RSOs) by highlighting the learning they receive when developing programs and events for students. The office developed and implemented a successful social media campaign to increase engagement and awareness of programming opportunities for students. The Student Committee on Programming Events (SCOPE) revised its executive board structure to better meet students' needs. CSELO successfully implemented Commuter Appreciation Week to provide engagement opportunities for this unique population.

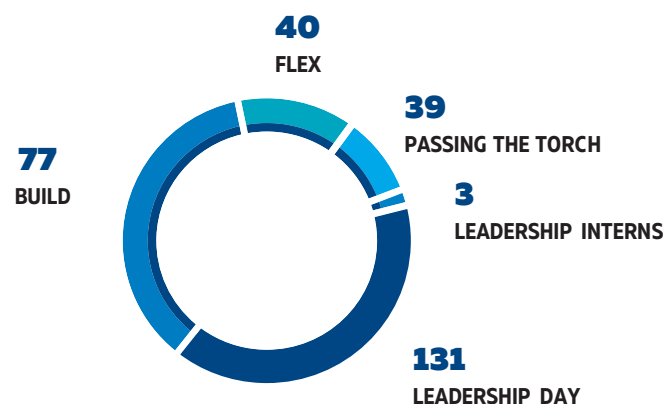
## By the Numbers

### SOAR Programs 2016-2017

Student Orientation and Registration

New Student SOAR	<b>1,159</b>
Family SOAR	<b>1,232</b>
Transfer SOAR	<b>280</b>
<b>TOTAL</b>	<b>2,671</b>

### Leadership Development Program



**1,213**

Family Members  
Attended Family Day

**125**

Student Committee on  
Programming Events  
(SCOPE) Programs with  
over 5000 attendees

**344**

Total Leadership  
Program Participation

### CSELO Recognized Student Organization Involvement 2016/17

**4,936**

F/T UG Enrollment

**144**

# of RSOs

**980**

# of Events

**24,026**

# of Students Attending RSO  
and CSELO Events

**3,731**

# of Students Involved in RSOs

**76%**

% of Students Involved in RSOs

**21**

# of Student Orientation Staff  
(Student Orientation Leaders  
and Coordinators)

**17**

Greek organizations  
with 552 student members

**80%**

of Greek Students report that  
participation in Greek recruitment  
increased their sense of belonging  
on this campus (2017 NASPA  
Consortium Study).

## The Year Ahead

- Goal 1:** Infuse the Competency Learning Experience Initiative into all aspects of the Center
- Goal 2:** Increase awareness of and opportunities in the Take Charge Leadership Program
- Goal 3:** Expand high-quality student engagement opportunities
- Goal 4:** Continue to provide diverse and inclusive educational opportunities for student leaders





# INTERNATIONAL SERVICES OFFICE

## Highlights and Accomplishments

### Compliance Accomplishments

- Achieved redesignation with the U.S. Department of State as an Exchange Visitor Program Sponsor for J-1 students and scholars. Recertification with SEVP to continue to enroll F-1 students is underway.
- Brought the operations of the ISO into compliance with the regulatory environment, ensuring ISO institutional documents, SEVIS reporting, and document practices were in compliance with federal regulations
- Corrected protocols regarding last semester's reduced course loads and extensions that were moving students out of status.
- Corrected, and in some cases instituted, protocols for J-1 scholars and student interns
- Began work on a standard operations manual to affirm consistent policies around the various ISO functions
- Initiated a regular communication with local DHS Special Agents so that when University of New Haven students come up on their radar, they consult with the PDSO. When possible, the ISO can help students file for reinstatement to avoid deportation for visa overstay.

### Cultural Outreach and Education

- Thanksgiving 2016 Host Family match-up program**  
40 students were matched with 13 families
- Diwali celebration** in November. The Indian Student Council received a student award for this program; approximately 250 attended
- International Education Week** was held November 14 to 18, 2016
- ISA held a **Lunar New Year celebration** on February 11, 2017, which won an award for the best student program this year; approximately 85 attended.
- CSSA held a **Chinese New Year Celebration**. Approximately 60 attended
- Panel discussion** for international students to speak out about the travel ban was held in the Myatt Center on February 21, 2017. Approximately 45 attended
- Participated in the campus **Health Fair** on March 28, 2017 by providing a booth that highlighted healthy food and activities from various world regions
- World Hijab Day** as part of Women's History Month; approximately 45 attended
- The annual **International Festival** celebration maxed out at 500 participations
- Ramadan celebration** drew approximately 200, including all undergraduate orientation leaders

## By the Numbers

### Number of individual SEVIS records for 2016-2017

F-1 Students	1,032
J-1 Students	22
OPT + STEM/OPT	455
J-1 Scholars	20
F-2 Dependents	127
J-2 Dependents	41
<b>Total</b>	<b>1,697</b>

### Office Visits Sept 2016-May 2017

Services	Values
I-20/DS-2019	592
Letters/Forms	138
CPT	36
OPT	338
Other	666
<b>Total</b>	<b>1,770</b>

The I-20/DS-2019 category includes reprints due to information updates, authorizations for CPT, or reduced course loads, extensions, etc.

Letters/Forms include DMV, SSN, course withdrawal request, change of major, transfers, add/drop permission, family invitation, etc.

## The Year Ahead

- Goal 1:** Facilitate intercultural engagement between international and domestic students
- Goal 2:** Enhance the International Peer Mentor program to better fulfill the objectives of the CLE program and to improve international student adaptation
- Goal 3:** Improve the international student experience at the University of New Haven from the point of arrival to graduation and subsequent OPT
- Goal 4:** In collaboration with IT and other campus stakeholders, increase ISSM functionality to move towards a paperless office







## GRADUATE STUDENT SERVICES

### Highlights and Accomplishments

The Office of Graduate Student Services continued to focus on improving the student experience and level of engagement. Graduate Orientation was revamped in the fall to a professional conference format where new graduate students had the option to choose what workshops they attended. The office conducted focus groups for international and non-traditional age students' needs, as well as an online needs assessment for all graduate students.

The Graduate Student Ambassador program was created to assist the office with graduate orientation, focus groups, and other programs and help the students develop their skills as part of the Student Affairs Competency Learning Experience. Additionally, the director worked closely with the Graduate Student Council on several key initiatives, including a program to earmark \$10,000 to assist graduate students with the expenses of attending or presenting at professional conferences, and the restructuring of their executive board. This sought to eliminate overlap and consolidate positions as well as to create a graduate senate to create more leadership opportunities for other graduate students.

### By the Numbers

- We offered **45** programs for graduate students, with **15** of those programs being professional development-based. Total attendance for these programs was **3089** students.
- We doubled the number of Grad Night Out programs from the previous year, from **3 to 6** and sold out **4 of the 6** Grad Night Out events
- We continued to grow our numbers with some of our staple programs such as Graduate Orientation, the Graduate Student Showcase, Grad-A-Palooza, and our **4th Annual** Graduate Student Appreciation Week. Graduate student engagement numbers were steady this past year, averaging **30-40** students for our smaller scale events, **50-100** for our medium size events like Grad Night Out, and **100-300** for our larger programs offered during Graduate Student Appreciation Week.

### The Year Ahead

- Goal 1:** Brainstorm and implement new strategies to increase the number of graduate students holding student leadership positions on campus
- Goal 2:** Explore new marketing strategies to grow the participation rate of students and faculty in the annual Battle of the Graduate Programs
- Goal 3:** Explore ways to build and grow the Graduate Student Ambassador program with an emphasis on the Competency Learning Experience

## HOW STUDENT AFFAIRS IMPACTS OUR CAMPUS 2016-2017

### RECOGNIZED STUDENT ORGANIZATIONS (RSOs)

**144** Number of RSOs  
**980** Number of RSO events  
**3,731** Number of RSO members (total)

### INTERNATIONAL STUDENTS

**1,054**



### GRADUATE STUDENT SERVICES

**3,089**

Graduate Students Attended Co-Curricular Programs

### SAFE ZONE ALLIES

**120**

total Safe Zone Allies

### COMMUNITY SERVICE

**170**

Students Participated in Allingtown Cleanup

### COUNSELING SERVICES

**578**

students received services at Counseling and Psychological Services during the 2016-2017 school year.

### ChargerREC



**Club Sports**  
11 club sports  
436 active members

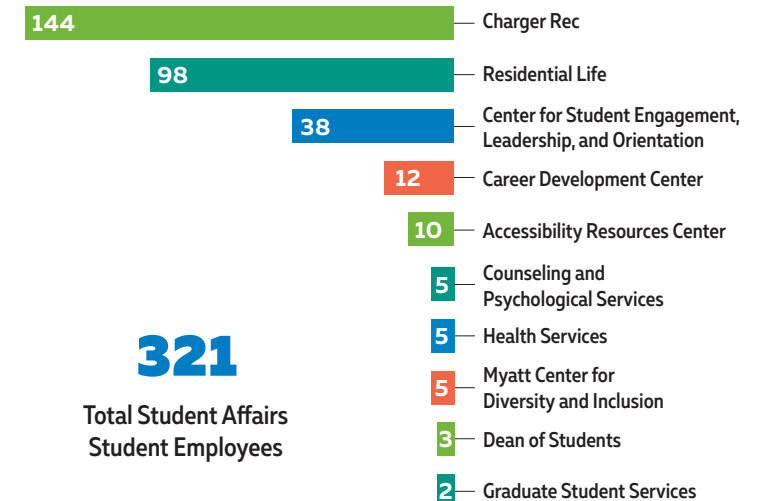


**Intramural Leagues**  
50+ RECSports Activities



**Fitness & Wellness**  
25-30 GroupX classes offered per week

### STUDENT AFFAIRS: STUDENT EMPLOYEES



**321**

Total Student Affairs Student Employees

### LIVING LEARNING COMMUNITIES (LLCs)

**430**  
Students



### HEALTH SERVICES

**6,776** Student Contacts

**400** Flu Shots

**1,454** Anxiety / Depression Screenings



### MYATT CENTER FOR DIVERSITY AND INCLUSION

**85**

Diversity and Inclusion events offered

### EMPLOYERS BROUGHT TO CAMPUS

**261**

Total Number of Employers Brought to Campus





